


Name of the Company : LACTOSE INDIA LTD

Script Code, Name of the scrip, class of security :

Quarter ended : 31/03/2015

Partly paid-up shares :-	No. of partly paid-up shares	As a % of total no. of partly paid-up shares	As a % of total no. of shares of the company
Held by promoter/promoter group		0.00	0.00
Held by public		0.00	0.00
Total	0	0.00	0.00
Outstanding convertible securities	No. of outstanding securities	As a % of total no. of outstanding convertible securities	As a % of total no. of shares of the company, assuming full conversion of the convertible securities
Held by promoter/promoter group		0.00	0.00
Held by public		0.00	0.00
Total	0	0.00	0.00
Warrants	No. of Warrants	As a % of total no. of Warrants	As a % of total no. of shares of the company, assuming full conversion of warrants
Held by promoter/promoter group	0	0.00	0.00
Held by public	0	0.00	0.00
Total	0	0.00	0.00
Total paid-up capital of the company, assuming full conversion of warrants convertible securities	8419000		100.00
Total (A+B+C)+ D+E+F)			



For LACTOSE (INDIA) LIMITED

Atul Maheshwari

ATUL MAHESHWARI

Managing Director

Statement Showing Shareholding Pattern

Table (I)(a)

(I) Category Code	(II) Category of Shareholder	(III) Number of Shareholders	(IV) Total Number Of Shares	(V) Number of Shares held in Dematerialised form		(VI) As a Percentage of (A+B)	(VII) As a Percentage of (A+B+C)	(VIII) Number of shares pledged or otherwise encumbered	(IX) As a percentage (VIII)/(IV) *100
				(A) Total Shares	(B) Shares held in Dematerialised form				
(A) Shareholding of Promoter and Promoter Group2									
1. INDIAN									
(a)	INDIVIDUAL / HUF	14	2683868	1549868	0	31.8787	31.8787	0	0.00
(b)	CENTRAL / STATE GOVERNMENT(S)	0	0	0	0	0.0000	0.0000	0	0.00
(c)	BODIES CORPORATE	0	0	0	0	0.0000	0.0000	0	0.00
(d)	FINANCIAL INSTITUTIONS / BANKS	0	0	0	0	0.0000	0.0000	0	0.00
(e)	ANY OTHERS (Specify)	0	0	0	0	0.0000	0.0000	0	0.00
(i)	DIRECTORS	0	0	0	0	0.0000	0.0000	0	0.00
(ii)	RELATIVES	1	534832	534832	0	6.3527	6.3527	0	0.00
(iii)	GROUP COMPANIES	0	0	0	0	0.0000	0.0000	0	0.00
(iii)	TRUSTS	0	0	0	0	0.0000	0.0000	0	0.00
	SUB TOTAL (A)(I) :	15	3218700	2084700	0	38.2314	38.2314	0	0.00
2. FOREIGN									
(a)	INDIVIDUAL	0	0	0	0	0.0000	0.0000	0	0.00
(b)	BODIES CORPORATE	0	0	0	0	0.0000	0.0000	0	0.00
(c)	INSTITUTIONS	0	0	0	0	0.0000	0.0000	0	0.00
(d)	QUALIFIED FOREIGN INVESTOR	0	0	0	0	0.0000	0.0000	0	0.00
(e)	ANY OTHERS (Specify)	0	0	0	0	0.0000	0.0000	0	0.00
	SUB TOTAL (A)(2) :	0	0	0	0	0.0000	0.0000	0	0.00
	Total holding for promoters (A)=(A)(1) + (A)(2)	15	3218700	2084700	0	38.2314	38.2314	0	0.00
(B) Public shareholding									
1. INSTITUTIONS									
(a)	MUTUAL FUNDS / UTI	0	0	0	0	0.0000	0.0000	0	0.00
(b)	FINANCIAL INSTITUTIONS / BANKS	4	77920	0	0	0.9255	0.9255	0	0.00
(c)	CENTRAL / STATE GOVERNMENT(S)	0	0	0	0	0.0000	0.0000	0	0.00
(d)	VENTURE CAPITAL FUNDS	0	0	0	0	0.0000	0.0000	0	0.00
(e)	INSURANCE COMPANIES	0	0	0	0	0.0000	0.0000	0	0.00
(f)	FIIS	0	0	0	0	0.0000	0.0000	0	0.00



FOR LACTOSE (INDIA) LIMITED
Atul Maheshwari
ATUL MAHESHWARI
 Managing Director



For LACTOSE (INDIA) LIMITED

Atul Maheshwari
ATUL MAHESHWARI
Managing Director

Statement Showing Shareholding Pattern

Table I(a)

Category of Shareholder	Number of Shareholders	Total Number of Shares	Number of Shares held in Dematerialised form	Total Shareholding as a percentage of total number of shares		As a percentage of shares (A+B+C)	As a percentage of shares (VIII)	Shares Pledged or otherwise encumbered	(IX) = (VIII)/(IV) * 100
				(IV)	(V)				
(g) FOREIGN VENTURE CAPITAL INVESTORS	0	0	0	0	0.0000	0.0000	0	0.00	
(h) QUALIFIED FOREIGN INVESTOR	0	0	0	0	0.0000	0.0000	0	0.00	
(i) ANY OTHERS (Specify)	0	0	0	0	0.0000	0.0000	0	0.00	
SUB TOTAL (B)(1) :	4	77920	0	0	0.9255	0.9255	0	0.00	
B 2. Non-institutions									
(a) BODIES CORPORATE	82	129015	112548	1.5324	1.5324	1.5324	0	0.00	
(b) INDIVIDUAL (CAPITAL UPTO TO Rs. 1 Lakh)	16875	3768518	785233	44.7621	44.7621	44.7621	0	0.00	
(ii) (CAPITAL GREATER THAN Rs 1 Lakh)	13	400606	305606	4.7584	4.7584	4.7584	0	0.00	
(c) QUALIFIED FOREIGN INVESTOR	0	0	0	0.0000	0.0000	0.0000	0	0.00	
(d) ANY OTHERS (Specify)	0	0	0	0.0000	0.0000	0.0000	0	0.00	
(i) TRUSTS	5	1821	1821	0.0216	0.0216	0.0216	0	0.00	
(ii) CLEARING MEMBER	0	0	0	0.0000	0.0000	0.0000	0	0.00	
(iii) DIRECTORS RELATIVES	0	0	0	0.0000	0.0000	0.0000	0	0.00	
(iv) EMPLOYEE	11	822420	42420	9.7686	9.7686	9.7686	0	0.00	
(v) NON RESIDENT INDIANS (NRI)	0	0	0	0.0000	0.0000	0.0000	0	0.00	
(vi) OVERSEAS BODIES CORPORATES	0	0	0	0.0000	0.0000	0.0000	0	0.00	
(vii) UNCLAIMED	0	0	0	0.0000	0.0000	0.0000	0	0.00	
SUSPENSE ACCOUNT									
SUB TOTAL (B)(2) :	16986	5122380	1247628	60.8431	60.8431	60.8431	0	0.00	
Total Public Shareholding (B)=(B)(1) + (B)(2)									
	16990	5200300	1247628	61.7686	61.7686	61.7686	0	0.00	
Total (A) + (B) :	17005	8419000	3332328	100.0000	100.0000	100.0000	0	0.00	
(C) Shares held by Custodians and against which Depository Receipts have been issued									
(i) Promoter and Promoter Group	0	0	0	0.0000	0.0000	0.0000	0	0.00	
(ii) Public	0	0	0	0.0000	0.0000	0.0000	0	0.00	
SUB TOTAL (C)(1) :	0	0	0	0.0000	0.0000	0.0000	0	0.00	

Grand Total (A) + (B) + (C) 17005 8419000 3332328 100 100.00000 0 0.00

NOTES :

1) NAME, NUMBER OF SHARES HELD & PERCENTAGE OF ENTITIES / PERSONS HOLDING MORE THAN 1% OF THE TOTAL SHARES OF THE COMPANY IS AS PER ANNEXURE

(l)(b) Statement showing holding of securities (including shares, warrants, convertible securities) of persons belonging to the category "Promoter and Promoter Group"

Sl.No	Name of the Shareholder	Total shares held			Encumbered shares (*)			Details of warrants			Details of convertible securities		
		Number of shares	As a % of grand total (A)+(B)+(C)	Number	As a percentage	Number of warrants held	As a % of total number of warrants of the same class	Number of convertible securities held	As a % of total convertible securities of the same class	Total shares (including underlying shares assuming full conversion of warrants and convertible securities) as a % of diluted share capital			
(I)	(II)	(III)	(IV)	(V)	(VI)=(V)/(III)* 100	(VII)	(VIII)	(IX)	(X)	(XI)	(XII)		
1	SANGITA MAHESHWARI	663410	7.8799	0	0.00	0.00	0	0	0	0	0		
2	ATUL MAHESHWARI	620000	7.3643	0	0.00	0.00	0	0	0	0	0		
3	MADHUSHA PROJECTS PRIVATE LIMITED	534832	6.3527	0	0.00	0.00	0	0	0	0	0		
4	SANGITA MAHESHWARI	361500	4.2939	0	0.00	0.00	0	0	0	0	0		
5	MADHU SHYAM SUNDER TOSHNIWAL	357558	4.2470	0	0.00	0.00	0	0	0	0	0		
6	ATUL MAHESHWARI	226010	2.6845	0	0.00	0.00	0	0	0	0	0		
7	PUSHPA SURAJ MAHESHWARI	153420	1.8223	0	0.00	0.00	0	0	0	0	0		
8	MADHU TOSHNIWAL	152500	1.8114	0	0.00	0.00	0	0	0	0	0		
9	ATUL MAHESHWARI	50000	0.5939	0	0.00	0.00	0	0	0	0	0		
10	SHYAM SUNDER TOSHNIWAL	22010	0.2614	0	0.00	0.00	0	0	0	0	0		
11	MADHUBALA TOSHNIWAL	20410	0.2424	0	0.00	0.00	0	0	0	0	0		
12	SANGITA MAHESHWARI	20200	0.2399	0	0.00	0.00	0	0	0	0	0		
13	YASHVARDHAN MAHESHWARI	15360	0.1824	0	0.00	0.00	0	0	0	0	0		
14	RITU SANJAY TOSHNIWAL	14290	0.1697	0	0.00	0.00	0	0	0	0	0		
15	SANDEEP TOSHNIWAL	7200	0.0855	0	0.00	0.00	0	0	0	0	0		
TOTAL :		3218700	38.2314	0	0.00	0.0000	0	0	0	0	0		

PRINTED ON : 06/04/2015

PAGE NO : 1

For LACTOSE (INDIA) LIMITED
Atul Maheshwari
 ATUL MAHESHWARI
 Managing Director



Statement showing holding of securities (including shares, warrants, convertible securities) of persons belonging to the category "Public" and holding more than 1% of the total number of shares.

(I)(c)(i)

Sr.No	Name of the shareholder	Number of shares	Shares as a percentage of total number of shares (i.e., Grand Total (A)+(B)+(C) indicated in Statement at para (I) (a) above)	Number of warrants	As a % total number of warrants of the same class	Number of convertible securities held	% w.r.t. total number of convertible securities of the same class	Total shares (including underlying shares assuming full conversion of warrants and convertible securities) as a % of diluted share capital
1	INDU KASAT	780000	9.2648	0	0	0	0	0
2	J N MORE	95000	1.1284	0	0	0	0	0
TOTAL :		875000	10.3932	0	0	0	0	0


Printed Date : 06/04/2015

PAGE NO : 1

(I)(c)(ii) Statement showing holding of securities (including shares, warrants, convertible securities) of persons (together with PAC) belonging to the category "Public" and holding more than 5% of the total number of shares of the company.

SR.NO	Name	Number of shares	Shares	Per	Number of warrants held	As a % total number of warrants of the same class	Number of convertible securities held	% w.r.t. total number of convertible securities of the same class	Total shares (including underlying shares assuming full conversion of warrants and convertible securities) as a % of diluted share capital
1	INDU KASAT	780000	780000	9.2648	0	0	0	0	0
TOTAL :		780000	780000	9.2648	0	0	0	0	0

Printed Date : 06/04/2015



For LACTOSE (INDIA) LIMITED
Atul Maheshwari
 ATUL MAHESHWARI
 Managing Director

Statement showing details of locked-in shares

AS ON: 31/03/2015


(l)(d)

Sr.No	Name of the shareholder	Number of locked-in shares	Locked-in shares as a percentage of total number of shares (i.e., Grand Total (A)+(B)+ (C) indicated in Statement at para (l)(a) above}	Promoter / Promoter Group / Public
1	ATUL MAHESHWARI	620000	7.36	Promoter / Promoter Group
2	SANGITA MAHESHWARI	361500	4.29	Promoter / Promoter Group
3	MADHU TOSHNIWAL	152500	1.81	Promoter / Promoter Group
TOTAL:		1134000	13.4695	

Statement showing details of Depository Receipts (DRs)

(l)(a)


Sr.No.	Type of Outstanding DR (ADRs,GDRs,SDRs etc.)	No of Outstanding DRs.	No of Shares underlying outstanding DRs.	Shares underlying outstanding DRs as a Percentage of total number of shares (i.e Grand Total (A)+ (B) + (C) Indicated in statement at para(l) (a) above)
1	GDRs			
TOTAL:				



For LACTOSE (INDIA) LIMITED
Atul Maheshwari
 ATUL MAHESHWARI
 Managing Director

(II) (b) Statement showing holding of Depository Receipts (DRs), where underlying shares held by 'promoter / promoter group' are in excess of 1% of the total number of shares.

Sr.No.	Name of the DR Holder	Type of Outstanding DR (ADRs,GDRs,SDRs etc.)	No of Shares underlying outstanding DRs.	Shares underlying outstanding DRs as a Percentage of total number of shares (i.e Grand Total (A)+(B)+(C) Indicated in statement at Para (I) (a) above)
1				
TOTAL :				



For LACTOSE (INDIA) LIMITED
Atul Maheshwari
 ATUL MAHESHWARI
 Managing Director

Sr.No	Category	FolioNo / ClientID	Shareholder's Name	Shares	Percentage
1	NON RESIDENT INDIANS	0031644	INDU KASAT	780000	9.2648
2	DIRECTORS	IN30036022135283	SANGITA MAHESHWARI	663410	7.8799
3	DIRECTORS	0032374	ATUL MAHESHWARI	620000	7.3643
4	GROUP COMPANIES	IN30160410170826	MADHUSHA PROJECTS PRIVATE LIMITED	534832	6.3527
5	DIRECTORS	0032375	SANGITA MAHESHWARI	361500	4.2939
6	PROMOTERS	1203866000002039	MADHU SHYAMSUNDER TOSHNIWAL	357558	4.2470
7	DIRECTORS	IN30036022135274	ATUL MAHESHWARI	226010	2.6845
8	RELATIVES OF DIRECTOR	IN30036010836886	PUSHPA SURAJ MAHESHWARI	153420	1.8223
9	PROMOTERS	0032376	MADHU TOSHNIWAL	152500	1.8114
10	PUBLIC	0032300	J N MORE	95000	1.1284
TOTAL				3944230	46.8492



For LACTOSE (INDIA) LIMITED
ATUL MAHESHWARI
Managing Director



For Lactose (India) Limited
 Atul Maheshwari
 Managing Director

SHAREHOLDING OF NOMINAL	NUMBER OF	PERCENTAGE	SHARE AMOUNT	PERCENTAGE	OF TOTAL
RS.	SHAREHOLDERS	OF TOTAL	RS.	OF TOTAL	OF TOTAL
1	5000	16199	28013050	95.2602	33.2736
5001	10000	504	4054110	2.9638	4.8154
10001	20000	180	2722500	1.0585	3.2338
20001	30000	30	763330	0.1764	0.9067
30001	40000	23	823500	0.1353	0.9781
40001	50000	7	328890	0.0412	0.3907
50001	100000	30	2100120	0.1764	2.4945
100001	99999999999	32	45384500	0.1882	53.9072
Total :					
		17005	84190000	100.0000	